

# 7FBR

ELECTRIC REACH TRUCK

1.0 to 1.8 ton  
S E R I E S



 TOYOTA

**T**raction & **B**rake **C**ontrol provides

# A Totally New concept in Reach Trucks



**The 7FBR utilizes Toyota's innovative**

**T**raction & **B**rake **C**ontrol

**to meet today's demands for performance  
and operating ease while offering  
an even higher level of reliability.  
It stands ready to take on the tasks  
at tough worksites.**





**T**raction & **B**rake **C**ontrol provides

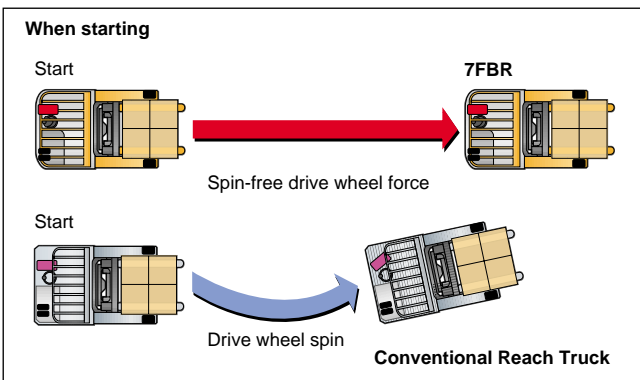
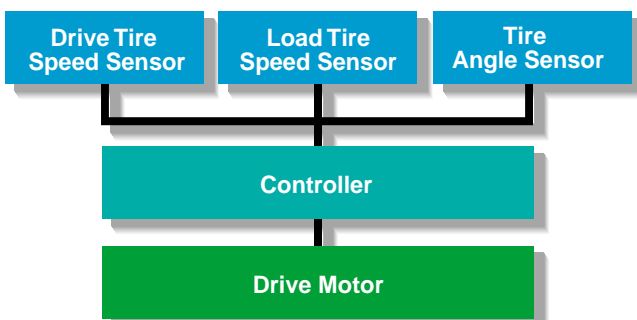
# Dramatically Enhanced Man

Toyota has designed the 7FBR its best in tight areas or on wet. Its innovative Traction & Brake a totally new level of precise ha

**WORLD LEADER**

## Traction Control

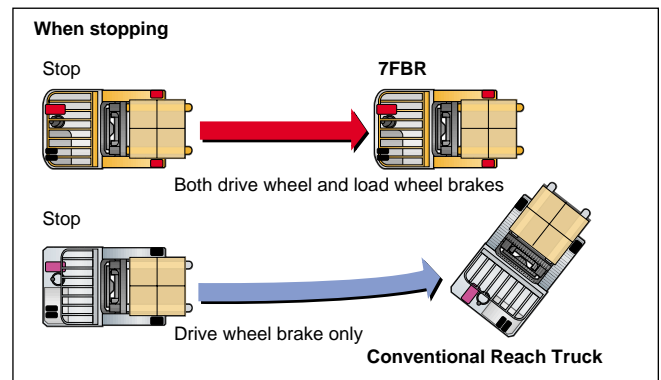
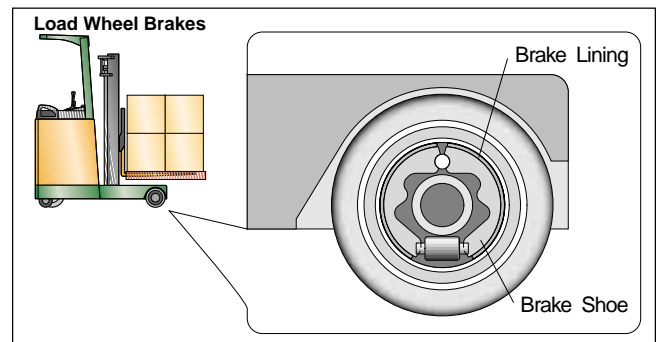
This system helps to eliminate drive wheel spinning when starting. The controller automatically adjusts the amount of power to the drive wheel to match the load and the conditions of the floor. This provides smooth, spin-free starts on almost any surface. And, less wheel spin means less tire wear so tires will last longer.



**WORLD LEADER**

## Front-Assist Brake System

The 7FBR is equipped with computer-controlled load wheel brakes. These front-mounted brakes assist the main rear brake as needed to reduce stopping distance and rear-end swaying during braking. This new system provides high level of brake performance when carrying heavy loads and when on slippery surfaces.



# Stability

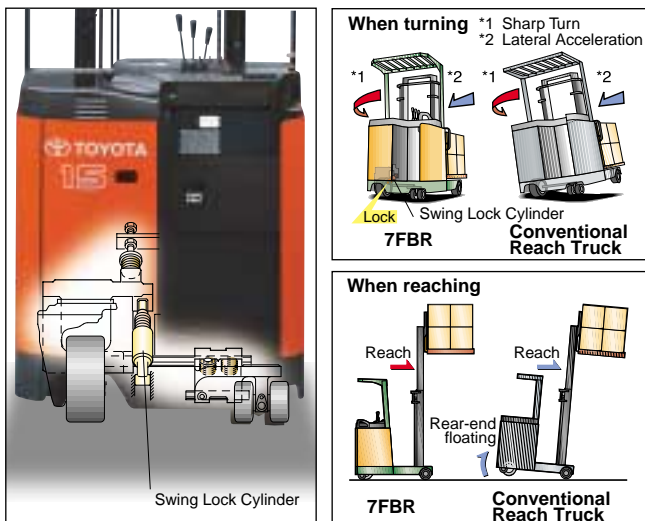
Ability to perform at  
uneven traveling surfaces.

Stability Control gives the operator  
precise handling control.

**WORLD  
LEADER**

## Stable Suspension Control

The 7FBR Series uses a system similar to the popular System of Active Stability (SAS) used on the 7FG/7FD and 7FB Series. It offers higher levels of stability when the reach truck is turning or when handling loads extended on its reach legs.



## AC Power System

The compact-yet-powerful AC drive motor provides smooth starts without complicated accelerator operation. Since this motor has no brushes or contactors, it is virtually maintenance free.



**T**raction & **B**rake **C**ontrol provides

# Totally Improved Operability

The 7FBR offers operators exactly what they want : superior comfort and optimal control. Comfort helps fight operator fatigue while the responsive controls boost operating efficiency.

The result is more productivity from much less effort. The 7FBR is equipped with the following features to help boost both productivity and comfort.



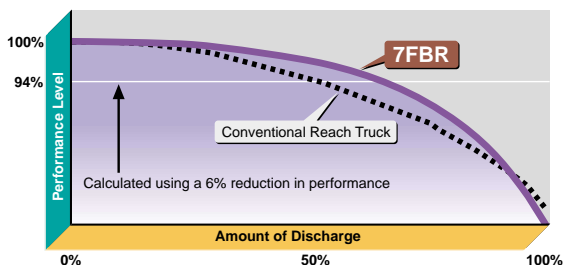
## Customize Performance to Load Handling Conditions with Power Select Function



The operator can select from different travel and load-handling modes to match reach truck performance to the operating conditions. The reach truck can now provide the best performance for the job while using less of the charge in the battery.

## AC Power Control Extends "Just-Charged" Performance with Power Keep Function

The Power Keep Function boosts performance when the battery charge is low to extend the efficient performance time of the forklift. This means the reach truck can maintain its "just charged" performance longer.



## AC Power Control Provides Three Types of Regenerative Systems

The 7FBR has three types of regenerative systems for collecting the power during braking and reusing it to extend operating time.

### When accelerator lever is off

Regenerative braking occurs when the accelerator lever is moved to the neutral position while the reach truck is traveling.

### During switch back

Regenerative braking occurs during switchback operations.

### During braking

Regenerative braking occurs when the brake pedal is released (brake engaged) during travel.

## More Features

### Low-Height Floor

A new suspension design has helped to provide a low floor height. Operators who must get on and off of the reach truck often will appreciate this low floor height.



### Small-Diameter Steering Wheel

The steering system uses an integrated Electronic Power Steering (EPS) system to provide maximum steering ease from minimum effort. The small diameter steering wheel enhances maneuverability.



### Multifunction Lever (OPT)

One lever controls travel, load-handling, horn and side-shift operations (when optional side-shift fork is mounted). This makes operation easier and helps to reduce operator fatigue.



### Waist Support

The waist support has a built-in assist grip. The waist support helps to hold the operator in place while traveling, especially during turning, while the assist grip makes entry and exit easier.



### Easy-Down System (V, SV Masts)

Empty forks being lowered are slowed just before they contact the ground. This helps reduce impact and the noise it causes.

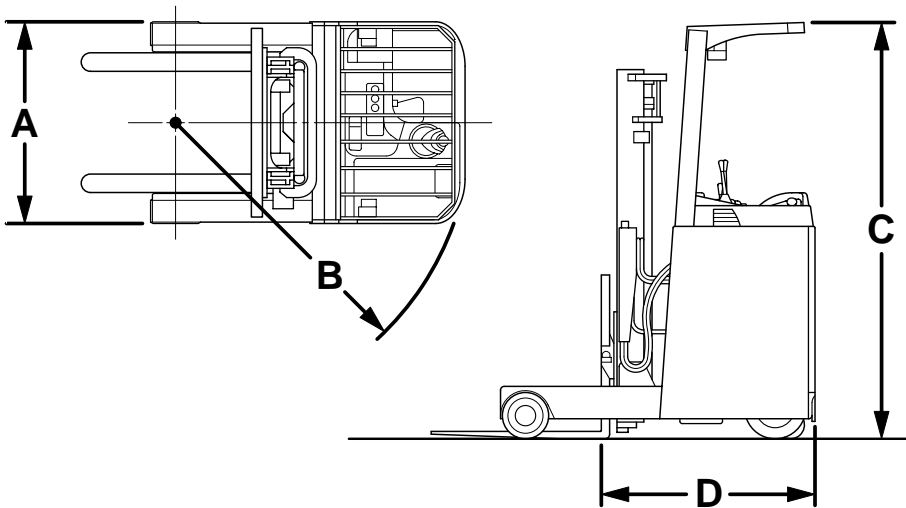


## MAIN SPECIFICATIONS

| Model                    |             | 7FBR10   | 7FBR13   | 7FBR15   | 7FBR18   |
|--------------------------|-------------|----------|----------|----------|----------|
| Operator Position        |             | Stand On | Stand On | Stand On | Stand On |
| Load Capacity            | kg          | 1000     | 1250     | 1500     | 1800     |
| Load Center              | mm          | 500      | 500      | 500      | 500      |
| Overall Width            | <b>A</b> mm | 1090     | 1090     | 1090     | 1090     |
| Turning Radius (Outside) | <b>B</b> mm | 1320     | 1470     | 1560     | 1710     |
| Overhead Guard Height    | <b>C</b> mm | 2250     | 2250     | 2250     | 2250     |
| Length to Fork Face      | <b>D</b> mm | 1050     | 1050     | 1155     | 1155     |

## BATTERY AND MOTOR SPECIFICATIONS

| Model                                |                |      | 7FBR10.13 | 7FBR15.18 |
|--------------------------------------|----------------|------|-----------|-----------|
| Voltage/Capacity<br>(5-hour ratings) | STD            | V/AH | 48/201    | 48/280    |
|                                      | High           | V/AH | 48/225    | 48/370    |
| Electric Motors                      | Drive          | kW   | 4.9       | 4.9       |
|                                      | Load Handling  | kW   | 6.5       | 8.0       |
|                                      | Power Steering | kW   | 0.26      | 0.26      |



Availability and specifications are determined regionally and are subject to change without notice. Please consult your Toyota representative for details.

This brochure is printed on recycled paper with soy ink.  
All rights reserved by Toyota Industries Corporation.